

The Cost-Effectiveness of the Army's Medium and Heavy Tactical Wheeled Vehicles in Iraq

Chris Rohlfs
Syracuse University

Ryan Sullivan
Naval Postgraduate School

National Bureau of Economic Research
Economics of National Security
Summer Institute 2010

Question and Motivation

Large-scale U.S. Army policies in Iraq

- Replacing light with medium tactical wheeled vehicles
- Late 2005 through early 2008

- Replacing medium with heavy tactical wheeled vehicles

- Late 2007 through 2008
- ~\$35 billion spent on heavy TWV procurement

Did these major policies reduce U.S. Army fatalities?

Were they cost-effective?

Data

For Official Use Only (FOUO) data from multiple Army and Defense Department sources

- Vehicle counts and mileages
 - ~20% sample of U.S. Army battalions in Iraq
 - Some measurement error in unit-level totals
- Vehicle costs
- Casualties linked to unit & location
- Unit & troop characteristics

Preview of Findings


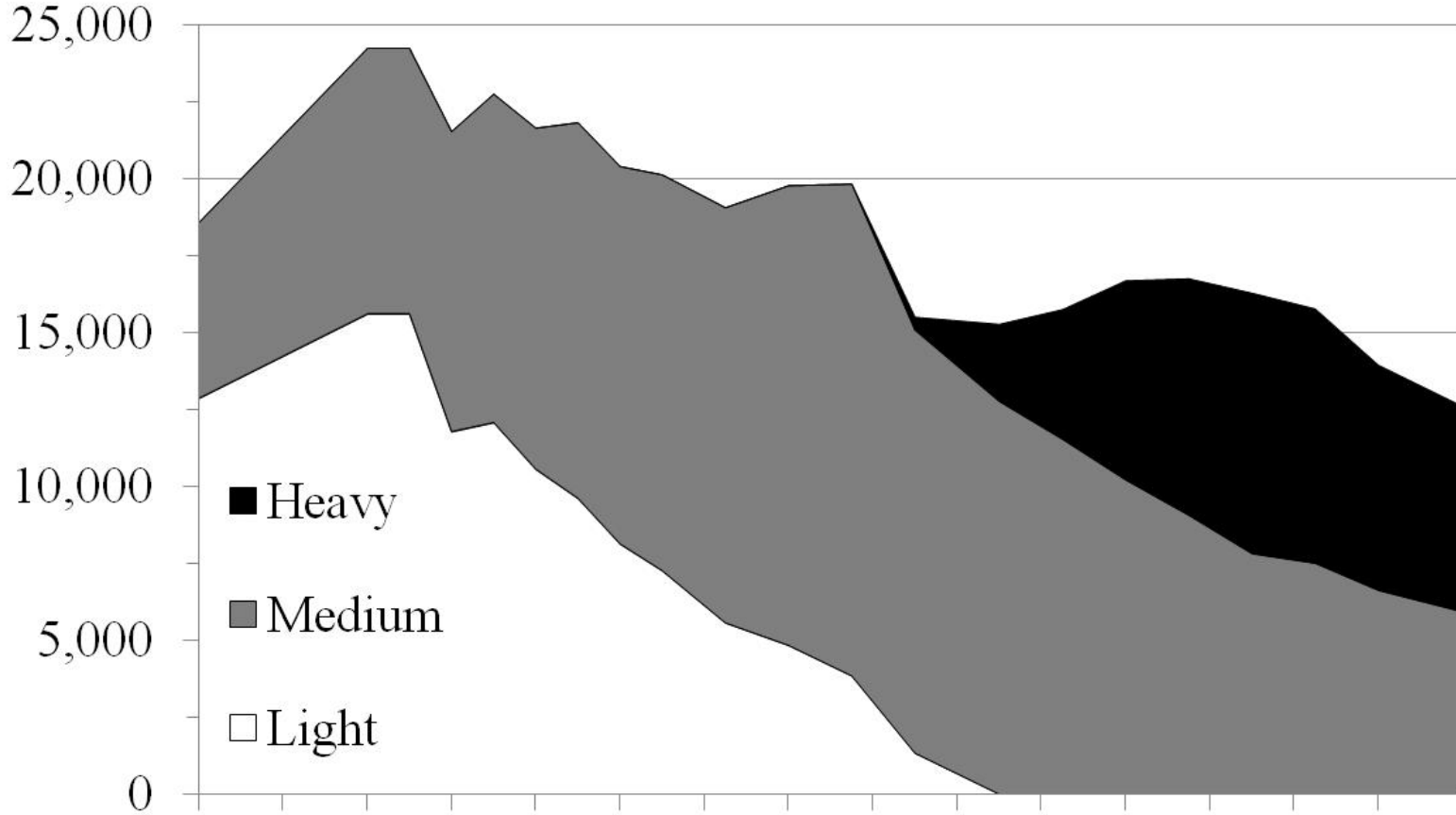
Medium TWV phase-in

- \$1 million to \$25 million cost per life saved for infantry,
 - o Preferred estimates on the lower end
- Slightly higher cost for “other” unit types
- Not cost effective for armored & cavalry or admin & support

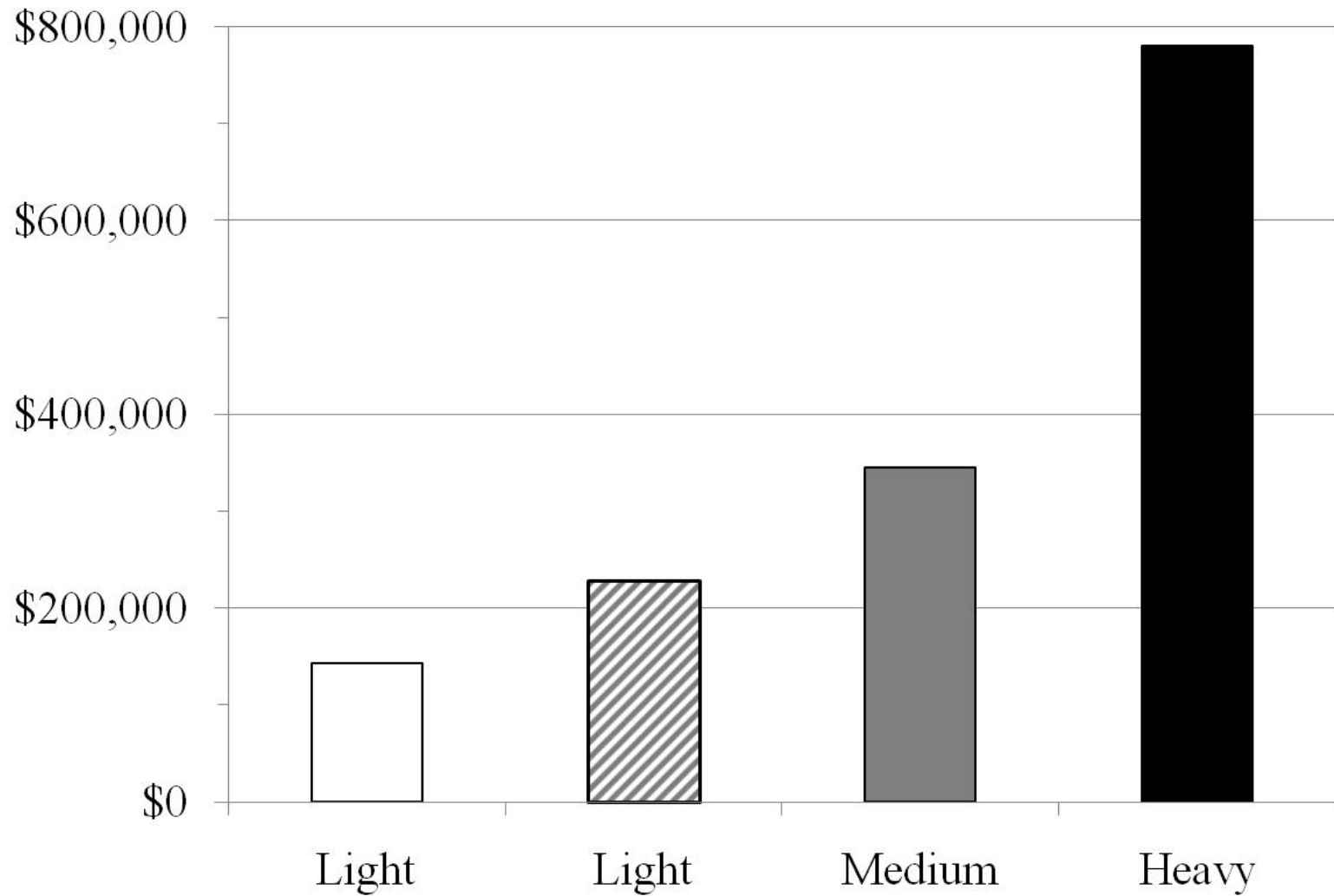
Heavy TWV phase-in

- Provided little benefit above medium TWVs
- Not cost effective for any unit type

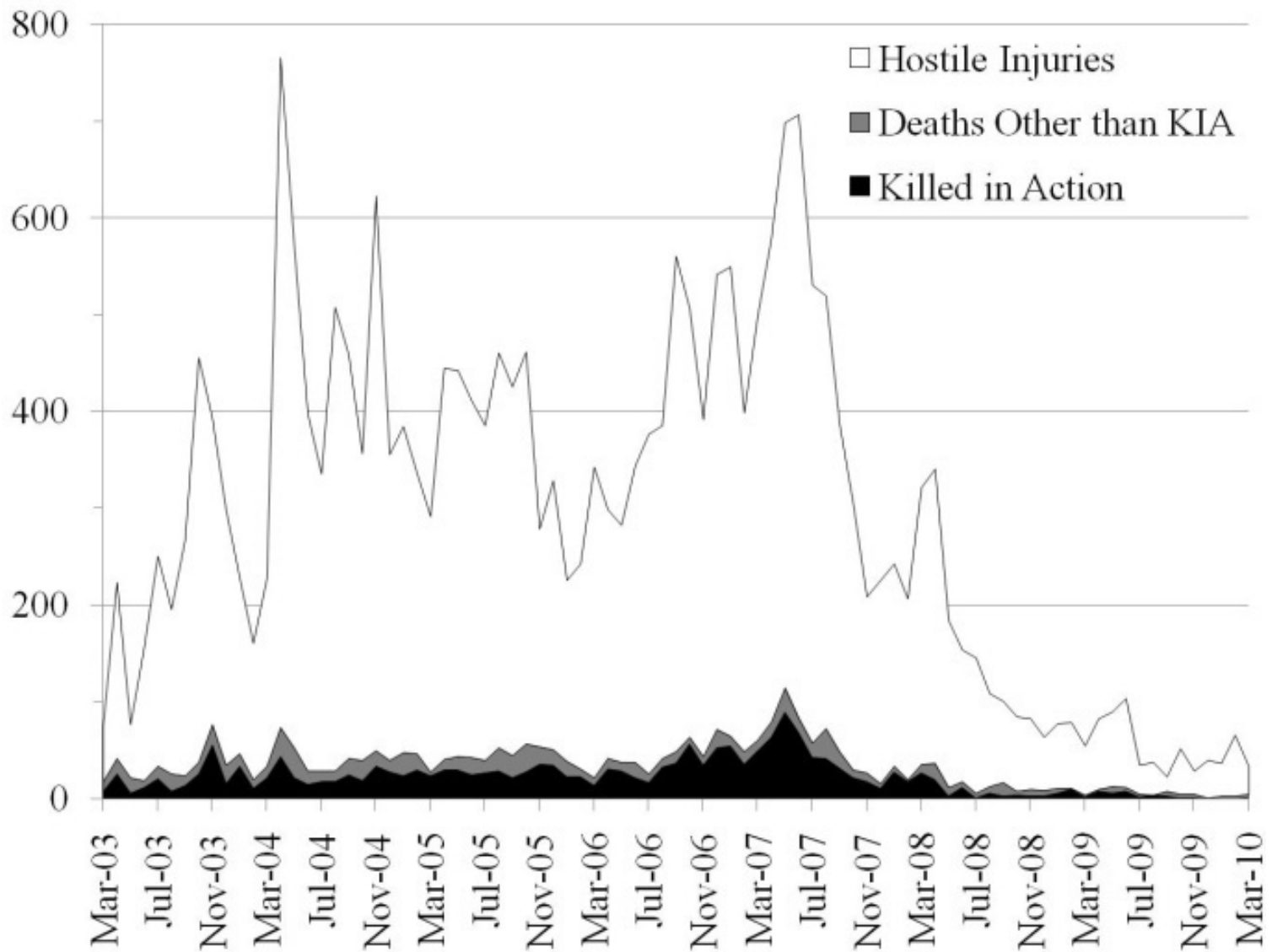
U.S. Army TWVs in Iraq



Panel C: Estimated Average Cost by Vehicle Type



Panel E: Army-wide Casualties in Iraq



Estimation Equations

$$fatalities_{it} = \sum_{j=1}^3 \alpha_{c_j}^f * q_{jit} + \boldsymbol{\beta}_c^{f'} \mathbf{x}_{it} + \varepsilon_{it}^f,$$

$$fatalities_{it} = (\alpha_{c_2}^f - \alpha_{c_1}^f) * q_{2it} + (\alpha_{c_3}^f - \alpha_{c_1}^f) * q_{3it} \\ + \alpha_{c_1}^f * \sum_{j=1}^3 q_{jit} + \boldsymbol{\beta}_c^{f'} \mathbf{x}_{it} + \varepsilon_{it}^f.$$

Plus corresponding equations for costs, injuries, miles driven

Parameters of interest:

$$- (\alpha_{c_2}^e - \alpha_{c_1}^e) / (\alpha_{c_2}^f - \alpha_{c_1}^f) \text{ and } - (\alpha_{c_3}^e - \alpha_{c_2}^e) / (\alpha_{c_3}^f - \alpha_{c_2}^f)$$

Table 1: Pooled OLS and Fixed Effects Estimates of Effects of TWV Type on Deaths

Unit-by-Month Data, Dependent Variable is Unit-Level Deaths that Month							
	(1)	(2)	(3)	(4)	(5)	(6)	(7)
Panel A: Infantry Units, N = 815, Clusters = 355							
Heavy/100	-0.123 (0.035)**	-0.046 (0.032)	-0.067 (0.040)*	-0.067 (0.054)	-0.094 (0.070)	-0.306 (0.216)	-0.275 (0.233)
Medium/100	-0.075 (0.035)**	-0.044 (0.039)	-0.045 (0.042)	-0.067 (0.064)	-0.084 (0.064)	-0.357 (0.223)	-0.427 (0.227)*
Total TWVs/100	0.093 (0.033)**	0.050 (0.034)	0.054 (0.038)	0.063 (0.053)	0.057 (0.067)	0.240 (0.205)	0.308 (0.219)
R ²	0.026	0.084	0.217	0.367	0.173	0.462	0.549
Panel B: Armored and Cavalry Units, N = 1213, Clusters = 518							
Heavy/100	-0.061 (0.033)*	0.050 (0.039)	0.047 (0.043)	0.034 (0.054)	0.032 (0.072)	0.107 (0.100)	0.308 (0.153)**
Medium/100	-0.026 (0.028)	0.012 (0.028)	0.011 (0.032)	-0.008 (0.044)	-0.016 (0.050)	0.059 (0.065)	0.214 (0.111)*
Total TWVs/100	0.051 (0.022)**	-0.011 (0.024)	-0.007 (0.028)	0.012 (0.040)	0.023 (0.050)	-0.034 (0.066)	-0.185 (0.110)*
R ²	0.015	0.072	0.140	0.293	0.137	0.355	0.412
Panel C: Administrative and Support Units, N = 961, Clusters = 404							
Heavy/100	-0.023 (0.009)**	-0.011 (0.010)	-0.014 (0.009)*	0.000 (0.011)	0.026 (0.089)	0.050 (0.074)	0.084 (0.097)
Medium/100	0.012 (0.011)	0.002 (0.013)	-0.001 (0.014)	0.004 (0.019)	0.115 (0.090)	0.058 (0.063)	0.085 (0.097)
Total TWVs/100	0.000 (0.002)	-0.011 (0.005)*	-0.008 (0.005)*	-0.002 (0.005)	-0.084 (0.093)	-0.068 (0.073)	-0.086 (0.097)*
R ²	0.001	0.038	0.169	0.499	0.149	0.648	0.689
Panel D: Other Units, N = 684, Clusters = 301							
Heavy/100	-0.056 (0.034)	-0.012 (0.033)	-0.020 (0.035)	-0.073 (0.071)	-0.155 (0.117)	-0.272 (0.219)	-0.313 (0.449)
Medium/100	-0.033 (0.036)	-0.019 (0.031)	-0.019 (0.031)	-0.075 (0.070)	-0.148 (0.114)	-0.194 (0.234)	-0.278 (0.561)
Total TWVs/100	0.034 (0.033)	0.015 (0.028)	0.016 (0.031)	0.076 (0.069)	0.160 (0.118)	0.308 (0.212)	0.364 (0.423)
R ²	0.011	0.065	0.366	0.605	0.216	0.690	0.761
Controls Include . . .							
Other Vehicles		Yes	Yes	Yes	Yes	Yes	Yes
Unit Characteristics		Yes	Yes	Yes	Yes	Yes	Yes
Quadratic in Month		Yes			Yes		
Year x Month FEs			Yes				
Province FEs			Yes				
Province x Year x Month FEs				Yes		Yes	Yes
Unit FEs					Yes	Yes	Yes
Unit-Specific Trends							Yes

Table 2: Estimated Cost per Life Saved through Vehicle Substitutions

	(1)	(2)	(3)	(4)	(5)	(6)	(7)
Costs Presented in Millions of 2010 Dollars							
Panel A: Infantry Units, N = 815, Clusters = 355							
Heavy in place of Medium	\$15.80 (5.374)**	\$423.7 (3,793)	\$49.70 (38.65)	-\$53,067 (6.3.E+07)	\$97.80 (326.1)	-\$21.83 (32.05)	-\$7.827 (4.103)*
Medium in place of Light	\$16.18 (7.507)**	\$24.58 (21.14)	\$21.85 (19.20)	\$13.35 (9.321)	\$9.119 (6.496)	\$1.131 (0.549)**	\$1.755 (0.603)**
Panel B: Armored and Cavalry Units, N = 1213, Clusters = 518							
Heavy in place of Medium	\$40.35 (31.15)	-\$31.92 (28.56)	-\$33.48 (32.72)	-\$28.25 (23.74)	-\$24.43 (29.74)	-\$23.44 (33.28)	-\$12.51 (11.14)
Medium in place of Light	\$15.61 (16.46)	-\$35.88 (80.37)	-\$40.69 (111.3)	\$55.37 (243.2)	\$35.36 (106.0)	-\$8.905 (7.836)	-\$2.515 (1.108)**
Panel C: Administrative and Support Units, N = 961, Clusters = 404							
Heavy in place of Medium	\$0.343 (10.87)	\$10.78 (30.13)	\$18.22 (36.74)	\$69.18 (381.2)	\$10.68 (10.31)	\$125.4 (371.0)	\$1,595 (69,441)
Medium in place of Light	-\$103.1 (98.17)	\$465.6 (2,423)	\$842.7 (8,959)	-\$256.2 (961.3)	-\$4.779 (3.430)	-\$9.662 (7.236)	\$4.838 (3.462)
Panel D: Other Units, N = 684, Clusters = 301							
Heavy in place of Medium	\$19.96 (11.82)*	-\$57.58 (75.65)	\$1,506 (72,628)	-\$398.0 (2,036)	\$115.3 (256.7)	\$18.46 (8.472)**	\$48.01 (109.9)
Medium in place of Light	\$41.23 (44.10)	\$71.98 (116.1)	\$72.55 (103.1)	\$19.09 (11.73)	\$10.13 (8.669)	\$4.117 (3.193)	\$2.396 (2.259)
Controls Include . . .							
Other Vehicles		Yes	Yes	Yes	Yes	Yes	Yes
Unit Characteristics		Yes	Yes	Yes	Yes	Yes	Yes
Quadratic in Month		Yes			Yes		
Year x Month FEs			Yes				
Province FEs			Yes				
Province x Year x Month FEs				Yes		Yes	Yes
Unit FEs					Yes	Yes	Yes
Unit-Specific Trends							Yes